


eNovation E: Improvisation 1

Improvising with Major 5-Finger Patterns

1. Create your own melody by playing the indicated rhythms using any of the notes in the position shown.
2. You must end your improvisation on the tonic note.
3. Always count when you play both notes and rests.
4. Be sure to play with the audio accompaniment.


Improvisation 1: Pop Shuffle



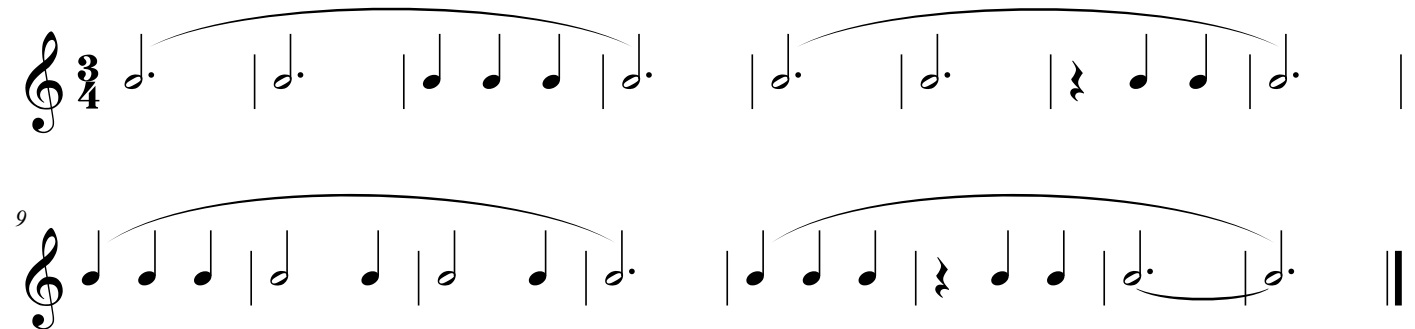
Lightly



Improvisation 2: Easy Listening



Slow and Smooth




2.



eNovation E: Improvisation 1

Improvisation 3: Piano Waltz

F Major




Gracefully

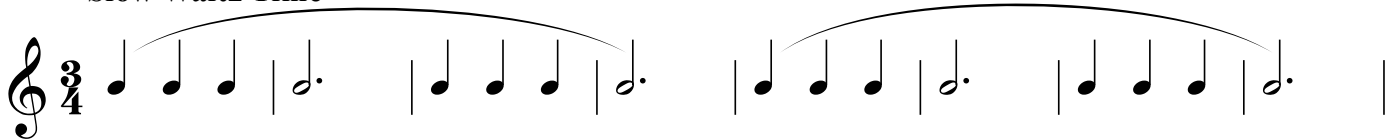


Improvisation 4: Country Waltz

G major




Slow Waltz Time



Improvisation 5: Bossa

A major



Carefree

